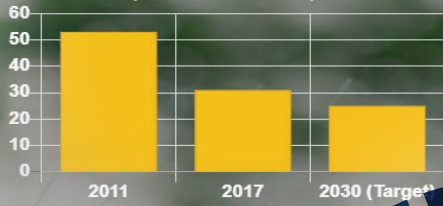


UNDER 5 MORTALITY RATE

(Per 1000 live births)



SDG TRACKER

BANGLADESH'S DEVELOPMENT MIRROR



'SDG Tracker' helps to create and improve an efficient online data repository to accurately monitor implementation of various initiatives in line with the SDGs. Since the inception of the SDGs in 2015, Bangladesh has made considerable progress ahead of other countries while placing its goals at the national territories. The country was also able to prioritise goals, targets and indicators as per the national development framework through an online tracking system- SDG Tracker. This unique system is such a platform that not only benefits Bangladesh to acknowledge their progress on targets but also enriches knowledge of other countries to track their progress towards achieving the global goals for a better future.

Bangladesh's "SDG Tracker" with accolade from the Global Standards have set forth on the thoughts of representing as the Development Mirror of the country. Tracker in its phase for the 3rd year of operation as a development tool was able to bring in a divergent discussion around the globe in measuring 'on-track' or 'off-track' development progresses- while also accountably implementing it at the local sprees of development.

Global Launching of SDG Tracker

Owing to its success during the MDGs, the country has been an active participant in embracing 2030 Global Development Agenda (SDGs) and encompassing 17 Global Goals into its National Development Plan. The Government has been following “whole of society” approach in carrying out the task of SDGs implementation by involving various stakeholders.

On 20 September 2017, Sheikh Hasina, Honourable Prime Minister of Bangladesh launched the SDG Tracker during the 72nd Session of the UN General Assembly during a high-level side-event. SDG Tracker transforms into a powerful and innovative platform for monitoring and visualizing the progress of SDG initiatives available for all countries, especially ones from the Global South.



SCOPE

- 39+1 Priority Indicator (Induces Localization and Correlation among multiple indicators)
- South-South Cooperation/Partnership models
- Target Setting and Progress Tracking
- Disaggregation of all available data
- Whole-of-Society can be targeted

QUEST FOR AN IMPACT



Data Identifies Situation

Data identifies situation based on bottom-up-approach

Improved Decision Making

Enabling decision making with the use of analytics, visualisation and progress reporting

Leave no one behind

Disaggregation & progress tracking of deprived groups

Connecting through Analytics

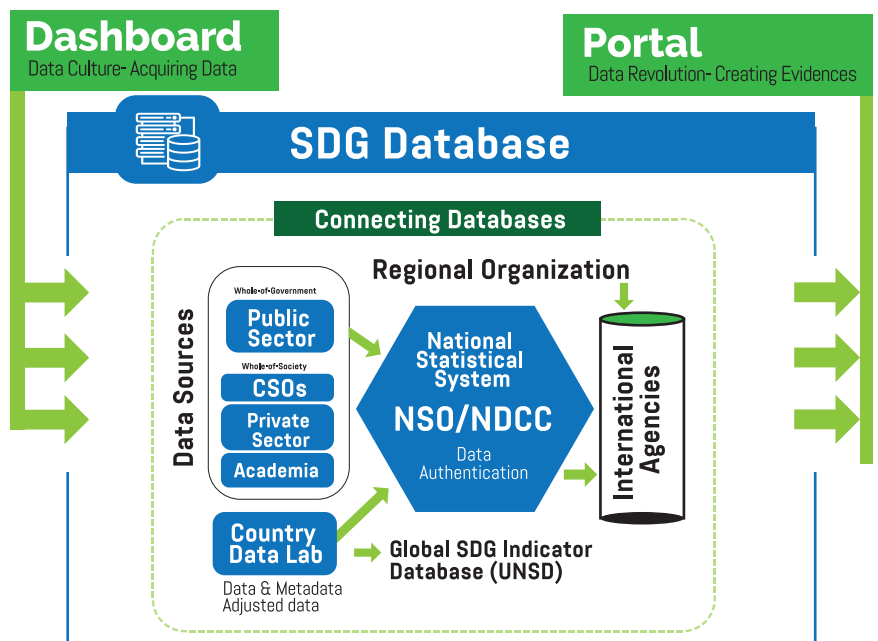
Help to connect Development Partners through Analytics

Knowledge Enhancement

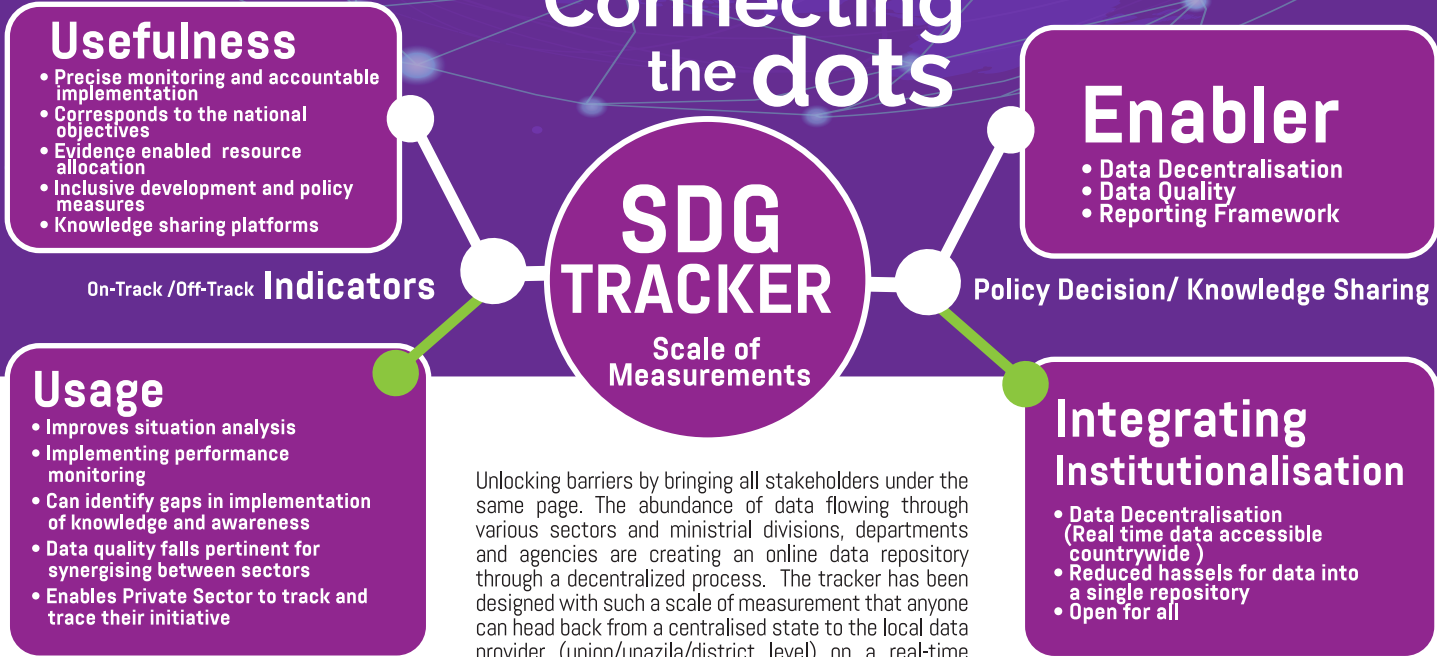
Foster exchange of knowledge- globally, locally, nationally

Data Journey: Dashboard to Portal

Major Components of SDG Tracker: The Dashboard (at the back-end) and the Portal (at the front view). Dashboard facilitates individual Ministries/Divisions and Agencies to consolidate available data for each SDG and its indicators for drawing up analytics to compare it visually against performance thresholds. Data flows through from the relevant sources as provided by the data providers which highlights areas where a Ministry needs to make the greatest progress towards achieving the targets. Portal enables policy makers, government agencies, private sector, civil society organizations, international organizations, academia, researchers and the citizens to track year on year progress against each target and to create required visualizations.



Connecting the dots



Unlocking barriers by bringing all stakeholders under the same page. The abundance of data flowing through various sectors and ministerial divisions, departments and agencies are creating an online data repository through a decentralized process. The tracker has been designed with such a scale of measurement that anyone can head back from a centralised state to the local data provider (union/upazila/district level) on a real-time mode from any location in the country.

Usefulness

- Precise monitoring and accountable implementation
- Corresponds to the national objectives
- Evidence enabled resource allocation
- Inclusive development and policy measures
- Knowledge sharing platforms

Enabler

- Data Decentralisation
- Data Quality
- Reporting Framework

Usage

- Improves situation analysis
- Implementing performance monitoring
- Can identify gaps in implementation of knowledge and awareness
- Data quality falls pertinent for synergising between sectors
- Enables Private Sector to track and trace their initiative

Integrating Institutionalisation

- Data Decentralisation (Real time data accessible countrywide)
- Reduced hassles for data into a single repository
- Open for all

Portal - Features and Functionality



Progress Tracked

Target and indicator focused
Data collected electronically through relevant sources based on geographical coverage, time and frequency



Indicator Linkage

Supports correlation/comparison among indicators as changes in one indicator affects progress of the other



Disaggregation

Data - age, location, sex, race, religion, ethnic groups for identifying 'Left Behind' groups and present sectoral goals



Data Visualization & Reporting

Visualises data in multiple tiers and manners (i.e. Bar, Column, Pie, Area, Pyramid, Scatter plot, Line Chart, Table, Map etc.) reflects implementation progress overtime



Global Ranking

Analyzes across various Global Indices- represents country rank, frequency of publication, yearly comparison, etc.



Government Manifesto

Synergies indicators across Development Planning agendas & Prioritised contextual SDG indicators



39+1 Priority Indicators:

Effective, Efficient, Timely implementation on country context & localisation of prioritized goals

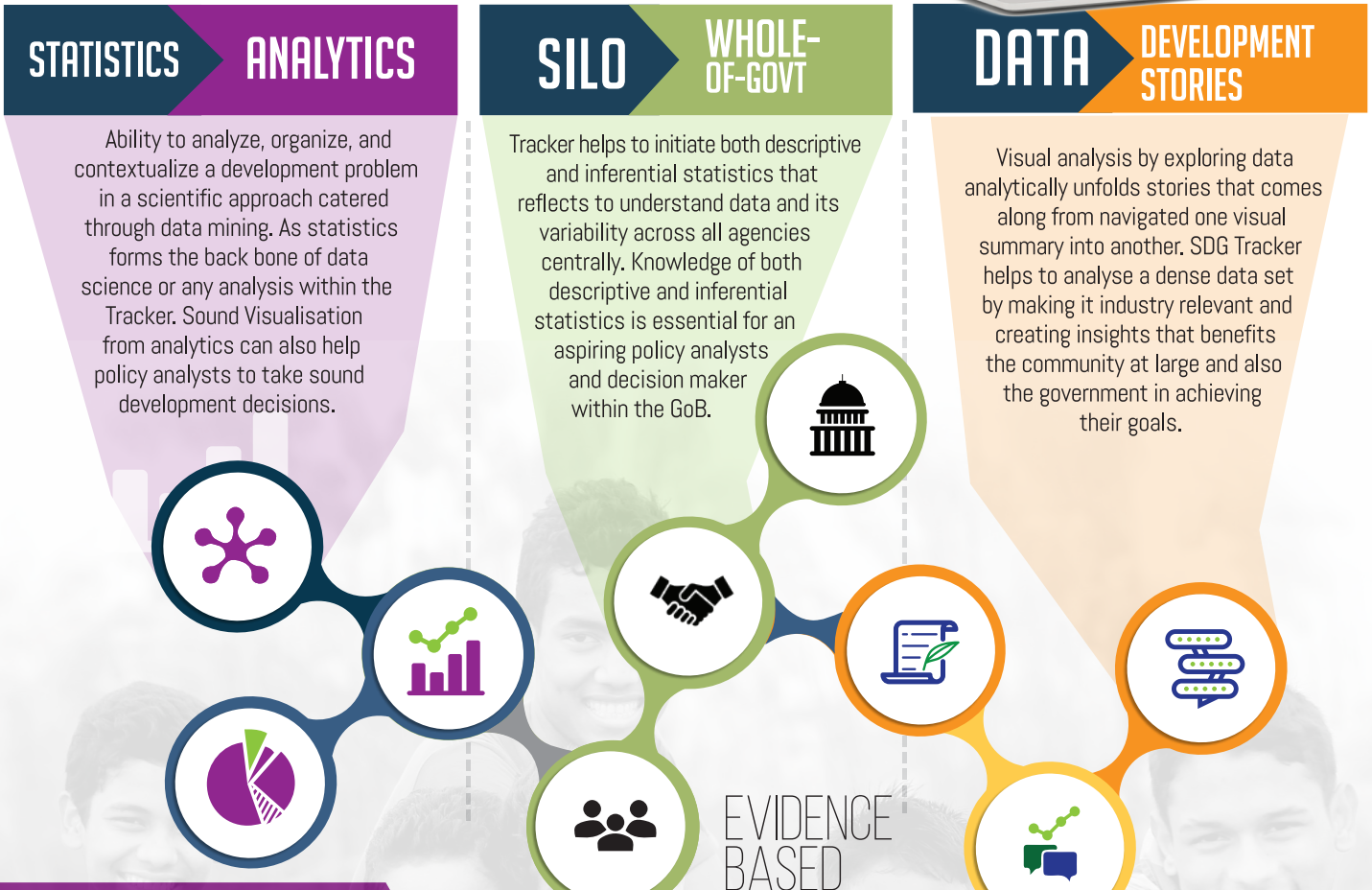


Resources

SDG Reports, MDG Reports, UN Resolutions on SDGs, M&E Framework, UN SDG Reports, SDGs Financial Strategies, Statements, Global SDG Tracking.

Data Revolution

at the heart of co-creating evidences



STATISTICS & ANALYTICS

Ability to analyze, organize, and contextualize a development problem in a scientific approach catered through data mining. As statistics forms the back bone of data science or any analysis within the Tracker. Sound Visualisation from analytics can also help policy analysts to take sound development decisions.

SILO & WHOLE-OF-GOVT

Tracker helps to initiate both descriptive and inferential statistics that reflects to understand data and its variability across all agencies centrally. Knowledge of both descriptive and inferential statistics is essential for an aspiring policy analysts and decision maker within the GoB.

DATA & DEVELOPMENT STORIES

Visual analysis by exploring data analytically unfolds stories that comes along from navigated one visual summary into another. SDG Tracker helps to analyse a dense data set by making it industry relevant and creating insights that benefits the community at large and also the government in achieving their goals.

EVIDENCE
BASED
DECISION
MAKING

Way Forward

Data Analytics & Visualization

User-friendly visualization with use of appropriate graphs for specific indicators collected from different NGOs/INGOs /CSOs/Development Partners.

Setting Thematic Corner

Nutrition, Financial Inclusion, Gender Based Violence, Leave No One Behind
Set a titled corner to visualize sector-wise community analytics indicating their socio-economic and demographic disintegrated data. Identify gaps and bring policy changes for ensuring their mainstream development.

Global Ranking

Tracker represents and analyzes various Global Indices that represents country ranking, frequency of publication, yearly comparison etc. Overtime, the policy makers will have to take initiatives for actions in upgrading country's ranking position through revealing index-wise indicator, indicator value, stakeholder analysis and data compilers.

Open Government Data

Availability of digitally reusable data for enhancing public service delivery-investment, transparency and accountability. Tracker will generate repository platforms for ensuring citizen participation and increasing their knowledge as well as awareness.

Constituency Results Monitoring

Improvement of livelihood of the underserved citizens through informed decision-making and development progress monitoring and planning. Informed decision making and planning for the constituencies by the MPs will be accelerated and coordination among all the elected representatives in parliament, district authorities, and local govt. in terms of planning, progress monitoring and resource allocation will also be improved.

Branding & Promotion

Development of a live TV regarding "SDGs implementation in Bangladesh" enriched with various thematic visual contents for national and international audiences.

